








# Recordkeeping Form for Private Pesticide Applicators

Maintain records of all agricultural-use (WPS) and restricted-use pesticide applications for a minimum of 2 years.

Field ID/Location of Treated Area (“USDA”  ) \_\_\_\_\_

Applicator Name and Certification Number “USDA”	Date and Time (Begin/End) of Application “USDA” 	EPA Reg Number “USDA” 	Active Ingredients 	Brand/Product Name “USDA” 	Restricted Entry Interval (REI) 	Crop, Commodity Or Site “USDA”	Size of Area Treated “USDA”	Total Pesticide Applied “USDA”	Application Rate **

\*If any unexpected occurrence (rain, wind, pesticide spill, etc.) happens during the application, explain fully on the back of this sheet.

 This hand/head symbol indicates Worker Protection Standard (WPS) information. This information must be posted within 24 hours of the pesticide application or before entry occurs and remain posted for 30 days after the Restricted Entry Interval (REI) ends. After this time, the records must be maintained for 2 years from the end of the REI. All other information, marked “USDA” only, must be recorded within 14 days of application. If you apply a tank mix of pesticides with different REIs, write down the longest REI. Note: WPS agricultural-use pesticides may be general-use or restricted-use. Items marked with only “USDA” are required by the USDA restricted-use pesticides regulation.

\*\*Use “Application Rate” to calculate “Total Pesticide Applied.” Multiply “Application Rate” by the “Size of Area Treated” to determine “Total Pesticide Applied.” DO NOT include the quantity after adding water or carrier in this calculation.